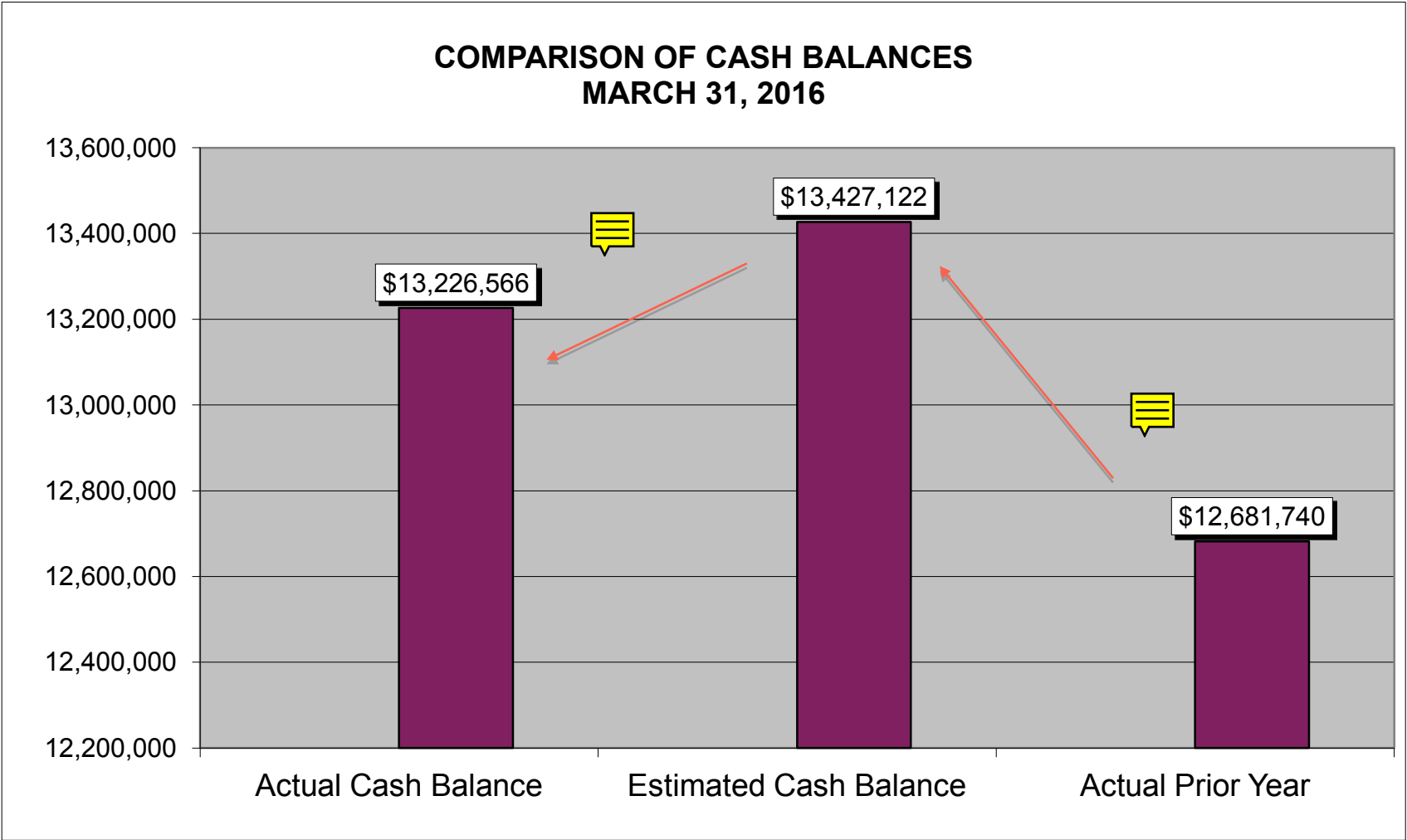


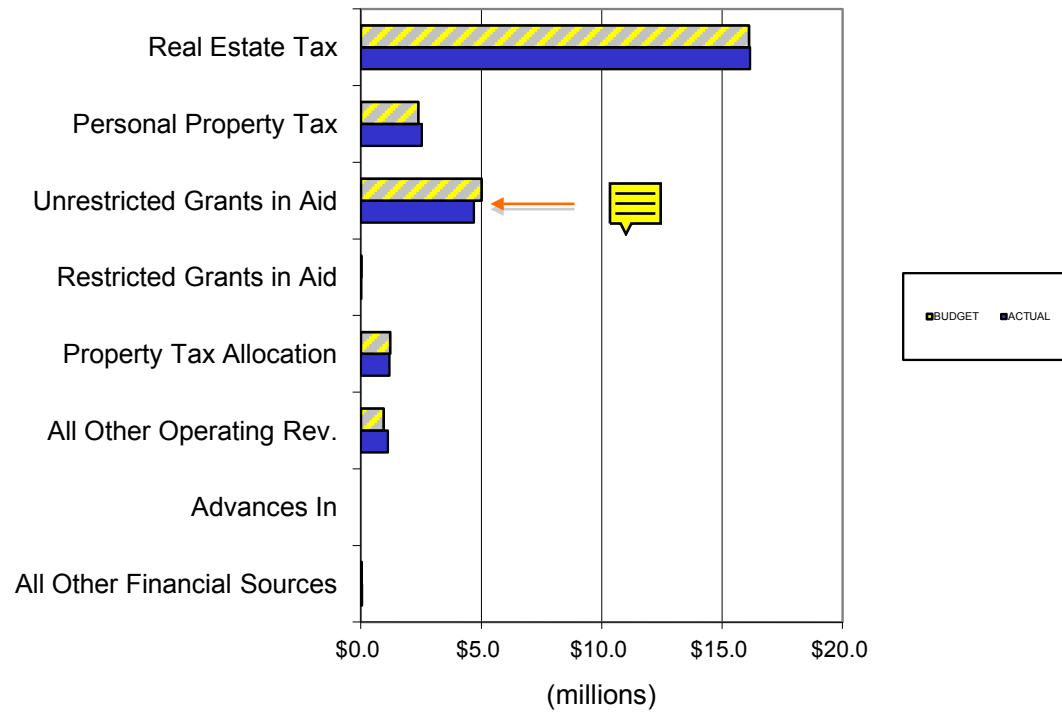
BIG WALNUT LOCAL SCHOOLS
COMPARISON OF CASH BALANCES
March-16

		<u>YEAR-TO-DATE</u>
Actual Cash Balance		\$ 13,226,566
Estimated Cash Balance		\$ 13,427,122
Variance From Estimate	UNDER	(\$ 200,556)
Percent Variance From Estimate	UNDER	-1.49%
Actual Prior Year		\$ 12,681,740
Actual to Actual Prior Year Increase (Decrease)	OVER	\$ 544,826
Actual to Actual Prior Year Increase (Decrease)		4.30%

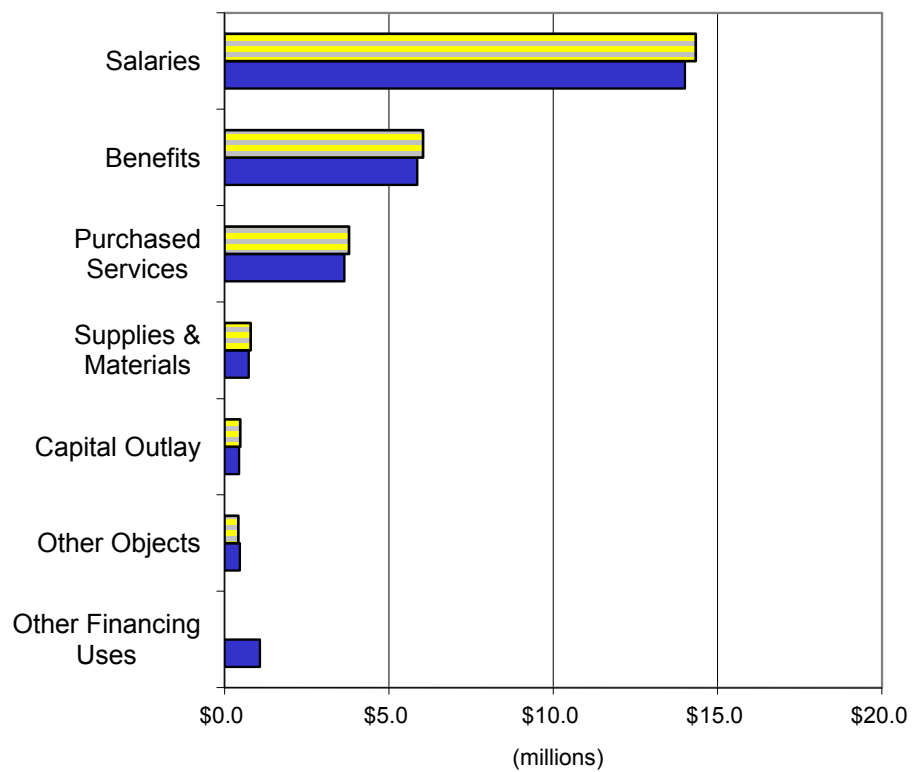
COMMENTS: Year-to-date actual to actual prior year increased by over \$ 544 thousand.



REVENUES: BUDGET TO ACTUAL Fiscal Year to Date



EXPENDITURES: BUDGET TO ACTUAL Fiscal Year to Date

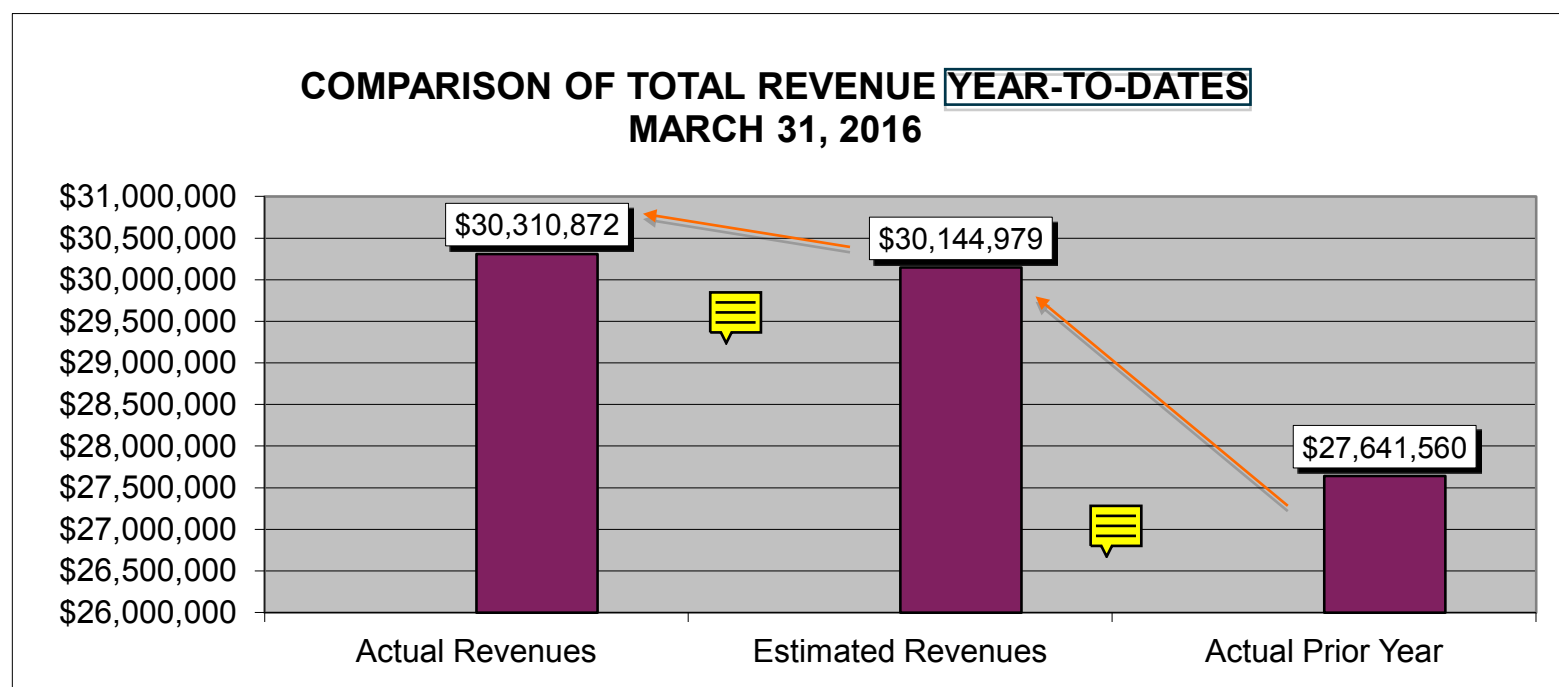
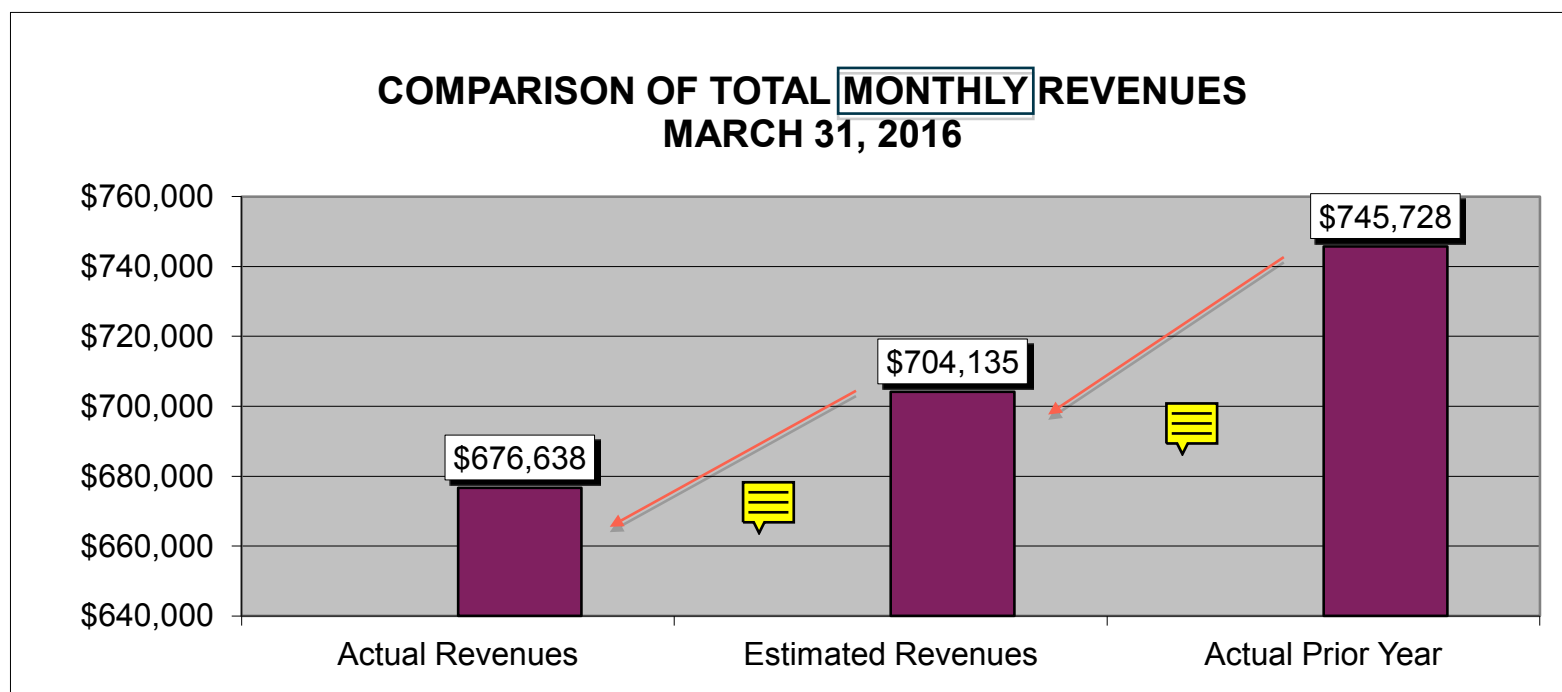


BIG WALNUT LOCAL SCHOOLS **COMPARISON OF TOTAL REVENUES**

March-16

		<u>MONTH</u>		<u>YEAR-TO-DATE</u>
Actual Revenue		\$ 676,638		\$ 30,310,872
Estimated Revenue		\$ 704,135		\$ 30,144,979
Variance From Estimate	UNDER	(\$ 27,497)	OVER	\$ 165,893
Percent Variance From Estimate	UNDER	-3.91%	OVER	0.55%
Actual Prior Year				
		\$ 745,728		\$ 27,641,560
Actual Increase (Decrease)	UNDER	(\$ 69,090)	OVER	\$ 2,669,312
Actual Percent Increase (Decrease)		-9.26%		9.66%

COMMENTS: Year-to-date actual revenues are up 9.66% from last year's actual.



BIG WALNUT LOCAL SCHOOLS
COMPARISON OF TOTAL EXPENDITURES

March-16				
		<u>MONTH</u>		<u>YEAR-TO-DATE</u>
Actual Expenditures		\$ 2,825,575		\$ 26,239,425
Estimated Expenditures		\$ 2,899,181		\$ 25,872,975
Variance From Estimate	UNDER	(\$ 73,606)	OVER	\$ 366,450
Percent Variance From Estimate	UNDER	-2.54%	OVER	1.42%
Actual Prior Year		\$ 2,759,933		\$ 23,596,513
Actual to Actual Prior Year Increase (Decrease)	OVER	\$ 65,642	OVER	\$ 2,642,912
Actual to Actual Prior Year Increase (Decrease)		2.38%		11.20%

COMMENTS: Year-to-date actual expenditures are up 11.20% from last year's actual.

