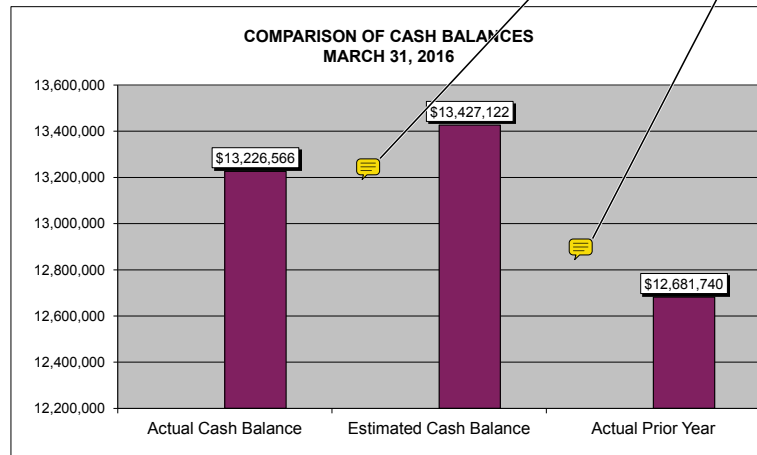


**BIG WALNUT LOCAL SCHOOLS  
COMPARISON OF CASH BALANCES  
March-16**

		YEAR-TO-DATE
Actual Cash Balance		\$13,226,566
Estimated Cash Balance		\$13,427,122
Variance From Estimate	UNDER	(\$ 200,556)
Percent Variance From Estimate	UNDER	-1.49%
Actual Prior Year		\$12,681,740
Actual to Actual Prior Year Increase (Decrease)	OVER	\$544,826
Actual to Actual Prior Year Increase (Decrease)		4.30%

COMMENTS: Year-to-date actual to actual prior year increased by over \$544 thousand.



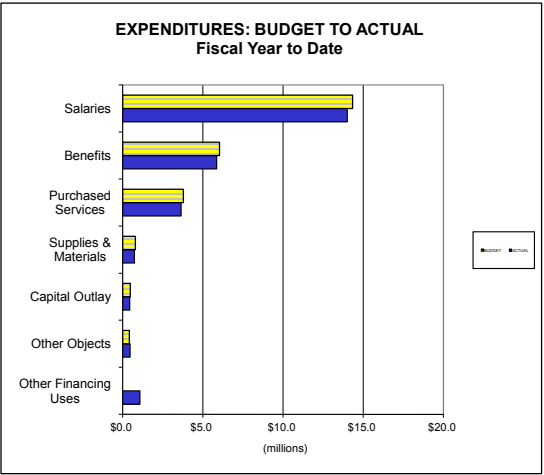
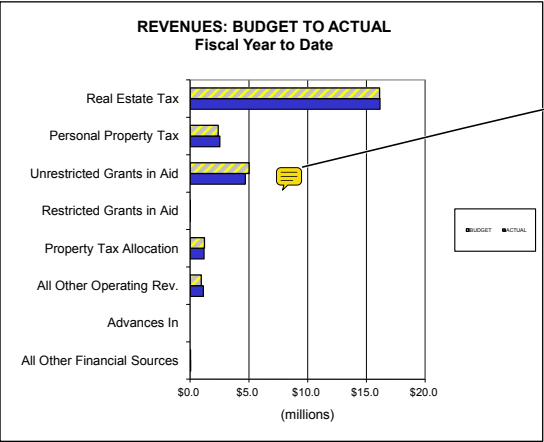
## Summary of Comments on Financial Summary with graphs - March 2016 Budget to Actual.pdf

Page: 1

Author: Terri Day Date: 4/21/2016 4:49:50 PM  
Actual cash balance YTD \$200,556 less than estimated

Author: Terri Day Date: 4/21/2016 4:49:44 PM  
Increase in cash balance from last year \$544,826

Author: Terri Day Date: 4/21/2016 4:50:02 PM  
Evident difference in estimated revenue compared to actual is the accumulation of the monthly estimate of the \$700,000 of revenue that was on the state simulations that the district will not be receiving (calculations of three year averages after the simulations were issued show Big Walnut as "too wealthy" to receive these additional funds)

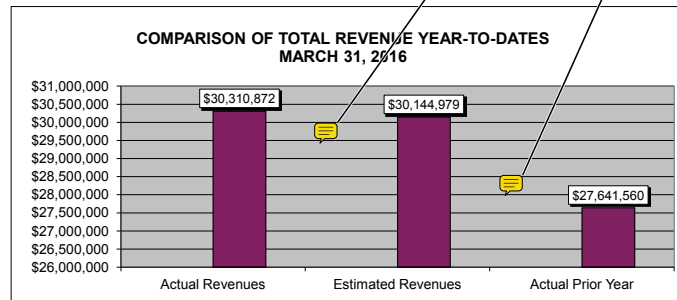
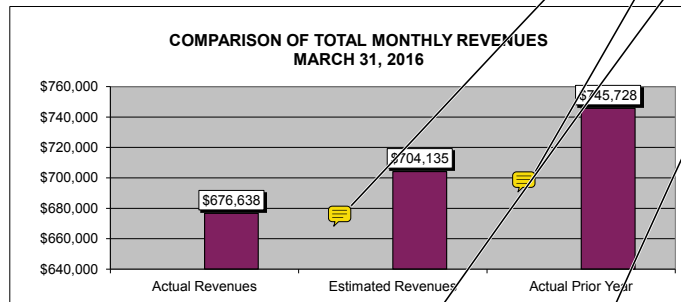


**BIG WALNUT LOCAL SCHOOLS  
COMPARISON OF TOTAL REVENUES**

**March-16**

		<u>MONTH</u>	<u>YEAR-TO-DATE</u>
Actual Revenue		\$ 676,638	\$ 30,310,872
Estimated Revenue		\$ 704,135	\$ 30,144,979
Variance From Estimate	UNDER	(\$ 27,497)	OVER \$ 165,893
Percent Variance From Estimate	UNDER	-3.91%	OVER 0.55%
<b>Actual Prior Year</b>		<b>\$ 745,728</b>	<b>\$ 27,641,560</b>
Actual Increase (Decrease)	UNDER	(\$ 69,090)	OVER \$ 2,669,312
Actual Percent Increase (Decrease)		-9.26%	9.66%

COMMENTS: Year-to-date actual revenues are up 9.66% from last year's actual.



Page: 3

Author: Terri Day Date: 4/16/2016 9:47:31 AM  
March revenues last year are \$41,593 more than estimated this year and \$69,090 more than actual revenues this year.

Author: Terri Day Date: 4/16/2016 9:43:48 AM  
March actual revenue was \$27,497 less than estimated

Author: Terri Day Date: 4/16/2016 9:51:11 AM  
FY16 estimated YTD revenue is \$165,893 less than actual YTD revenue.

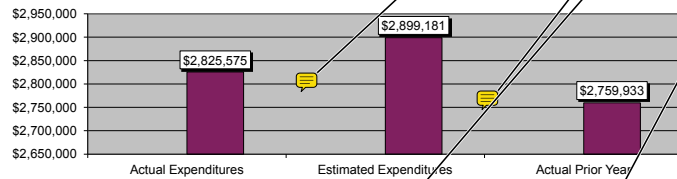
Author: Terri Day Date: 4/21/2016 4:50:20 PM  
YTD revenues last year were \$2,503,419 less than estimated this year and \$2,669,312 less than actual revenues YTD.

**BIG WALNUT LOCAL SCHOOLS  
COMPARISON OF TOTAL EXPENDITURES**

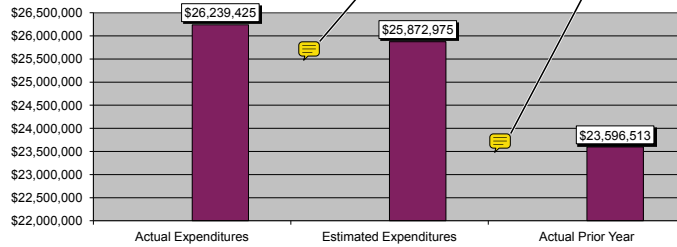
<b>March-16</b>				
		<u>MONTH</u>		<u>YEAR-TO-DATE</u>
Actual Expenditures		\$ 2,825,575		\$ 26,239,425
Estimated Expenditures		\$ 2,899,181		\$ 25,872,975
Variance From Estimate	UNDER	(\$73,606)	OVER	\$366,450
Percent Variance From Estimate	UNDER	-2.54%	OVER	1.42%
<b>Actual Prior Year</b>		<b>\$ 2,759,933</b>		<b>\$ 23,596,513</b>
Actual to Actual Prior Year Increase (Decrease)	OVER	\$65,642	OVER	\$2,642,912
Actual to Actual Prior Year Increase (Decrease)		2.38%		11.20%

COMMENTS: Year-to-date actual expenditures are up 11.20% from last year's actual.

**COMPARISON OF TOTAL MONTHLY EXPENDITURES  
MARCH 31, 2016**



**COMPARISON OF TOTAL EXPENDITURES YEAR-TO-DATE  
MARCH 31, 2016**



Page: 4

- Author: Terri Day Date: 4/16/2016 10:01:30 AM  
March actual expenditures were \$573,606 less than estimated
- Author: Terri Day Date: 4/16/2016 10:00:33 AM  
Actual expenditures in March last year were \$139,248 less than estimated March expenditures this year and \$65,642 less than actual March expenditures this year.
- Author: Terri Day Date: 4/16/2016 10:08:03 AM  
Actual expenditures this year exceed the estimated expenditures YTD by \$366,450.
- Author: Terri Day Date: 4/16/2016 10:06:20 AM  
YTD expenditures as of March last year were \$2,276,462 more than YTD estimated expenditures and \$2,642,912 more than actual YTD expenditures this year. (\$1,073,000. of this is the transfer of Sunbury Meadows and Tippet Court reserves from the General Fund to the Permanent Improvement Fund)

This page contains no comments